

the Cutting Edge

Newsletter of the Central Texas Woodcarvers Association

Meeting Notes

We welcomed Clarence as our new, returning, President at our January 11, 2018, meeting at the Hancock Center. Fourteen members were present.

The Treasurer's report was \$1448.66 after members paid for their meals and dues and expenses for our Christmas Party were paid.

2015 CTWA Officers

President

Clarence Born
erictheunready@att.net

Secretary/Treasurer

Woody Hiebert (512) 237-3647
woodburn60@yahoo.com

Blank Master

Diann Small (512) 259-0784

Photographer

Shelley Key (832) 265-9953

Webmaster

Fred McLeroy *fmcleroy@gmail.com*

Newsletter

Lu Casaubon (512) 466-6409
luiscasaubon@gmail.com

News

Clarence had another exhibit of Santa's Workshop at the Round Rock Library. It was well enjoyed by all of the kids and visitors. He adds a few pieces each year.

January is dues-time!!! Yearly dues are \$12. It includes the monthly newsletter and a listing in the club directory. We can also add a page of your work to an online gallery for you to impress your friends and family!!

Clarence brought in a carving stand that he uses to hold the relief carvings while he's working on them. It has a rubbery drawer liner to keep the piece of wood from sliding, and a cleat at the bottom to hold his work. This leaves both hands free to safely push the knife/ gouge without fear of nicks or cuts. Clarence proudly displayed all ten of his intact fingers. The top is also angled to make it more comfortable to sit and carve. He also glued some of the sticky material to the



bottom to keep it from getting away. If you get into carving relief carving this thing is a lifesaver.




Door Prizes

If there were door prizes, we forgot to write down the winners. If previous raffles serve as any indication, the first winner got a knife or gouge. Second ticket grabbed a blank or book. Third place took home whatever was left. 😊

Blank of the Month

Clarence provided the Blank of the Month. He brought in some leaves to carve in relief. It should be a fun and challenging project.



Lu brought in the completed chess set that was carved by various members as a part of Blank-of-the-Month. It was expertly painted by Helen.

Helen said she used Patty Rucker's technique, utilizing a thin wash of red plum paint applied with an angle brush. It will be displayed at future woodcarving shows.



One of our members brought up a company called Fine Lumber & Plywood Inc. as a place to get basswood for carving. He did mention that they typically sell pieces rough-cut. You will need to plane the material yourself to finished dimensions. While the company can plane wood to length/width, the results are mixed. Some members reported getting wood that is too rough still.

Show and Tell

Dan carved a Teddy bear wearing a Bow-tie.








Leah had three large wood-burnings of bucks and other animals. Beautiful work!!!



Lu carved 2 ornaments: a cross and a Santa.



Clarence brought a few knives that he has made over the years; also a small plane, a unicorn stick-horse, and a Winnie-the-Pooh he made for his Christmas train display.



Woody made a wood-burning of her Pastor's miniature schnauzer whose name is Penny.



Sun Lee has been very busy with her carving. She carved and painted a Santa; an ornament with a Santa on one side and a Christmas tree on the back. She also carved a dog (for the Year of the Dog) which is for her daughter who is having a baby in late January. Also 2 Christmas trees from blanks that Dan gave her, and a small house with a carved-rock chimney for her son-in-law. She and her husband will be visiting their new grandchild and family in S. Korea for a while, but they will return later in the year.



Next meeting will be Thursday,
February 8, 2018, 7:00 PM,
at the Hancock Center in Austin.